

HANDS & EARTH:

Perspectives on Japanese
Contemporary Ceramics



NATURE & DESIGN
in the Learning Center

This **FAMILY GUIDE** will lead you through the KMA galleries with discussion questions, gallery games and sketching ideas. We encourage you to then go into the Learning Center and use this guide with your activity pack to create your own artwork inspired by the exhibitions.

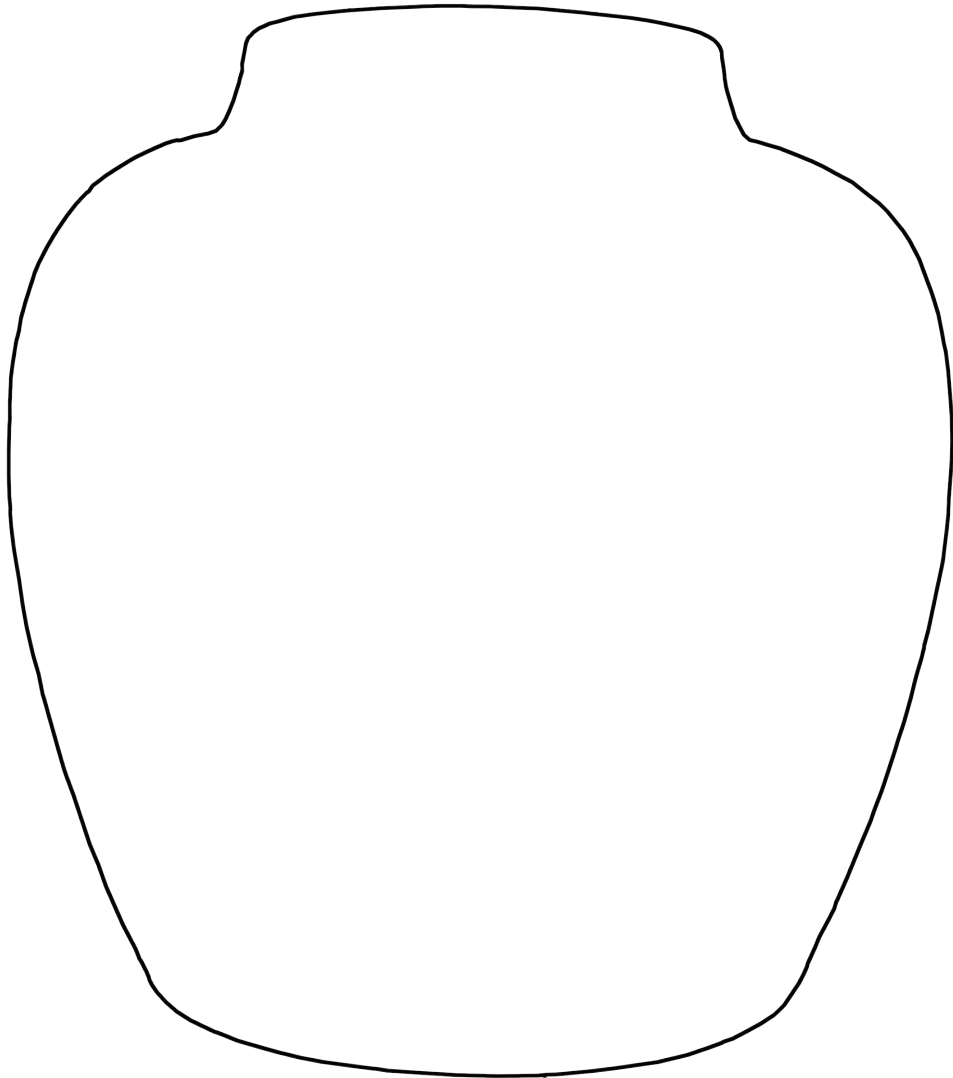


Katonah Museum of Art

October 20, 2020 – January 24, 2021

Righter Gallery: On the Shoulders of Giants

The artists who made the ceramics in this section combined historical methods with innovation, creating both functional vessels and sculptural artworks. Find a vase with this shape. What scene is painted on it? Use this blank outline and draw your own pattern or scene.



Righter Gallery: Non-Traditional Forms

Artists working today view clay as a medium for experimentation and expression. For many, nature serves as inspiration. Find these details in the artwork from this section, then write what natural thing this piece reminds you of.



Righter Gallery: **Non-Traditional Forms**

Find an artwork in this section that looks like wood and sketch it below. What did the artist do to the surface of the clay?

Righter Gallery: **Non-Traditional Forms**

Find an artwork in this section that looks like it came from under the sea and sketch it below. What kind of shape is it?

Beitzel Gallery: Modern Interpretations of Traditional Regional Ceramics

The artists represented in this section create functional plates, storage vessels and water jars that are modeled after traditional forms, but with a modern twist. Find these vessels in a case in the gallery and look closely at them.



Kishimoto Kennin, *Uzukumaru: Crouching*, 2012
Iga-glazed stoneware
Carol and Jeffrey Horvitz Collection, JC2017.002



Maruta Munehiko, *Untitled*, 2016
Chosen Karatsu-glazed stoneware
Carol and Jeffrey Horvitz Collection, JC2017.013

How are they similar/different?



Look at the shapes. Are they symmetrical/asymmetrical?

Look at the designs. Is there a repeating pattern?

Look at the surfaces. Are they smooth, bumpy, shiny or dull?

Beitzel Gallery: Modern Uses of Traditional Glazes

Contemporary ceramic artists have created new glazing techniques that result in unusual colors and effects like *craquelure*, a pattern of fine cracks covering the surface. Find these examples of *craquelure* in the gallery, then try drawing your own pattern of *craquelure* in the box below.



Look at this: **Mark Rothko**



Mark Rothko, *Untitled*, 1951
Oil on canvas
Collection of Christopher Rothko

Think about this: **Mark Rothko**

Mark Rothko was born in Russia (now Latvia) in 1903 and moved with his family to America when he was ten. In college he studied painting, then became one of *The Ten*, a group of young artists who worked to promote abstract art.

This painting is an example of Rothko's signature style. How would you describe his style based on this painting?

What do you notice about the colors? Name all the colors you see.

Rothko said, "I'm interested only in expressing basic human emotions." What emotion do you feel looking at this painting?

What shapes do you see in this painting? What do their edges look like?

How do you experience this painting when you stand close to it?

How does your experience change when you look from a distance? Do you see any movement?

Learning Center: Nature & Design

Be inspired by one of the natural objects on the Learning Center wall or in your Activity Pack to create your own clay vessel out of Model Magic®.



Start by sketching the natural object you chose. Draw a few views here to get to know it.

Next, sketch out some ideas here for making your clay vessel. Do you want it to be useable?

Finally, use the Model Magic® to create your 3-D clay vessel inspired by nature. Did your design change as you worked in 3-D?

Learning Center: Redesign an Everyday Object

Contribute to the exhibition in the Learning Center nook by creatively redesigning the vessel (cup/bowl) in your Activity Pack. How drastically can you transform this object?

Think about these concepts....

FORM is the visible shape of something.

FUNCTION is the intended use of an object.

Use your imagination to transform the paper cup or bowl by using the items in your activity pack (cardboard pieces, collage paper, washi tape, crayons).

- Try changing its shape by cutting, tearing or adding to it
- Try decorating it by collaging or coloring
- Is it still useable or has the function changed?

Use the space below to make a label for your artwork. You can leave your artwork on one of the shelves with the label next to it.

Cut out your label here
Fold at dotted line so label can stand up

Jesse Smith
Shell Vessel
mixed media
inspired by shells
to create a cup

Artist's Name

Title of Artwork

Materials

Description of Artwork

Learning Center: Wabi-Sabi

Wabi-sabi is the state of imperfection and impermanence found in nature. Did you use any of the 7 principles of Wabi-sabi that guide Japanese art in the artwork you created today? Check the boxes that apply.

Fukinsei 不均齊
asymmetry,
irregularity

Kanso 簡素
simplicity

Koko 考古
basic,
weathered

Shizen 自然
without pretense,
natural

Yugen 幽玄
subtle grace,
not obvious

Datsuzoku 脱俗
not conventional,
free

Seijaku 静寂
tranquility,
silence

