

Katonah Museum of Art *Hands & Earth* Scavenger Hunt

Collect and/or draw something that reminds you of the sea.

Collect and/or draw something that reminds you of a fall day.

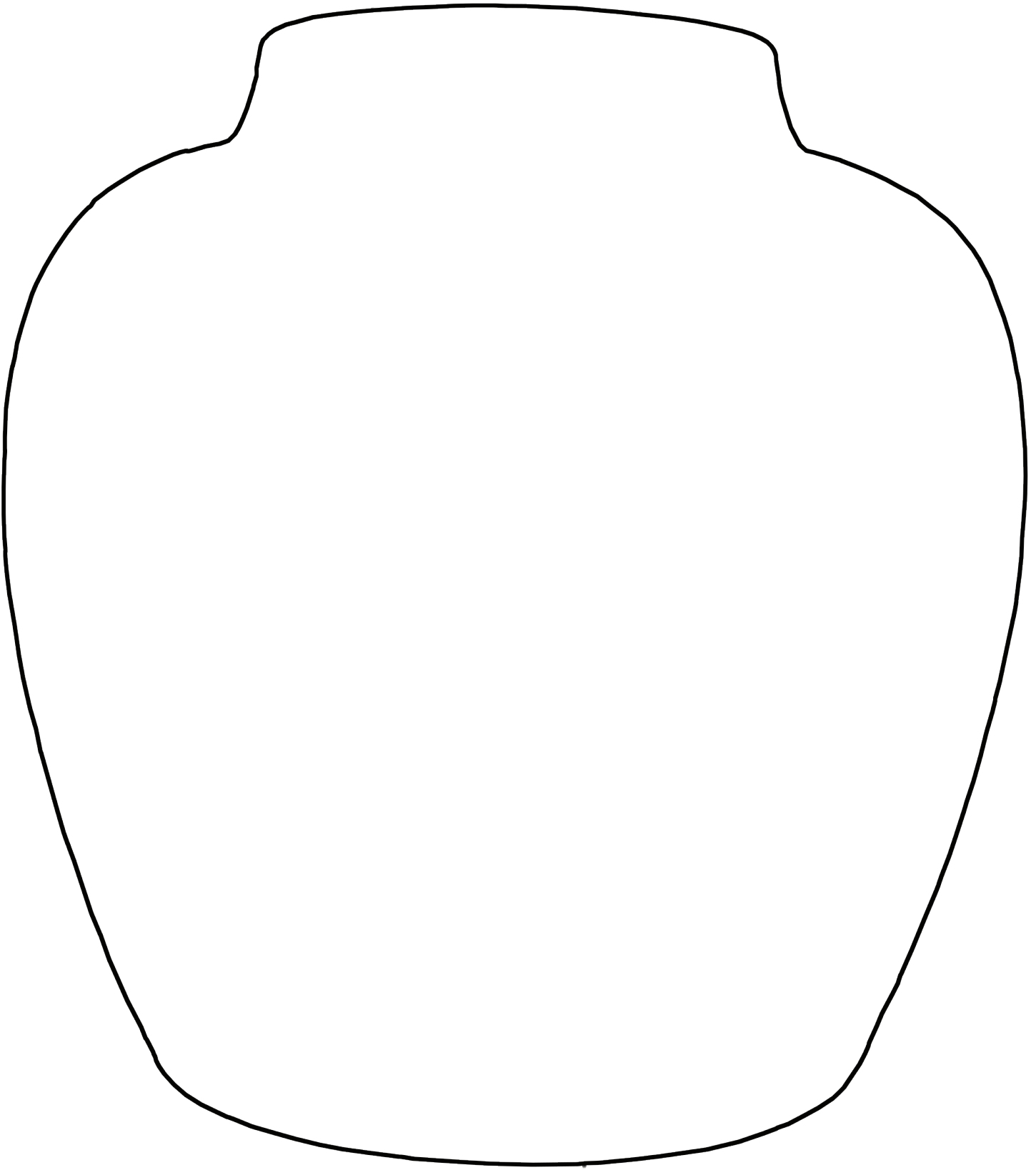
Collect and/or draw something that looks rough to the touch.

Collect and/or draw something that looks smooth as silk.

Katonah Museum of Art *Hands & Earth* Scavenger Hunt

Use the objects you collected as inspiration for your own artwork.

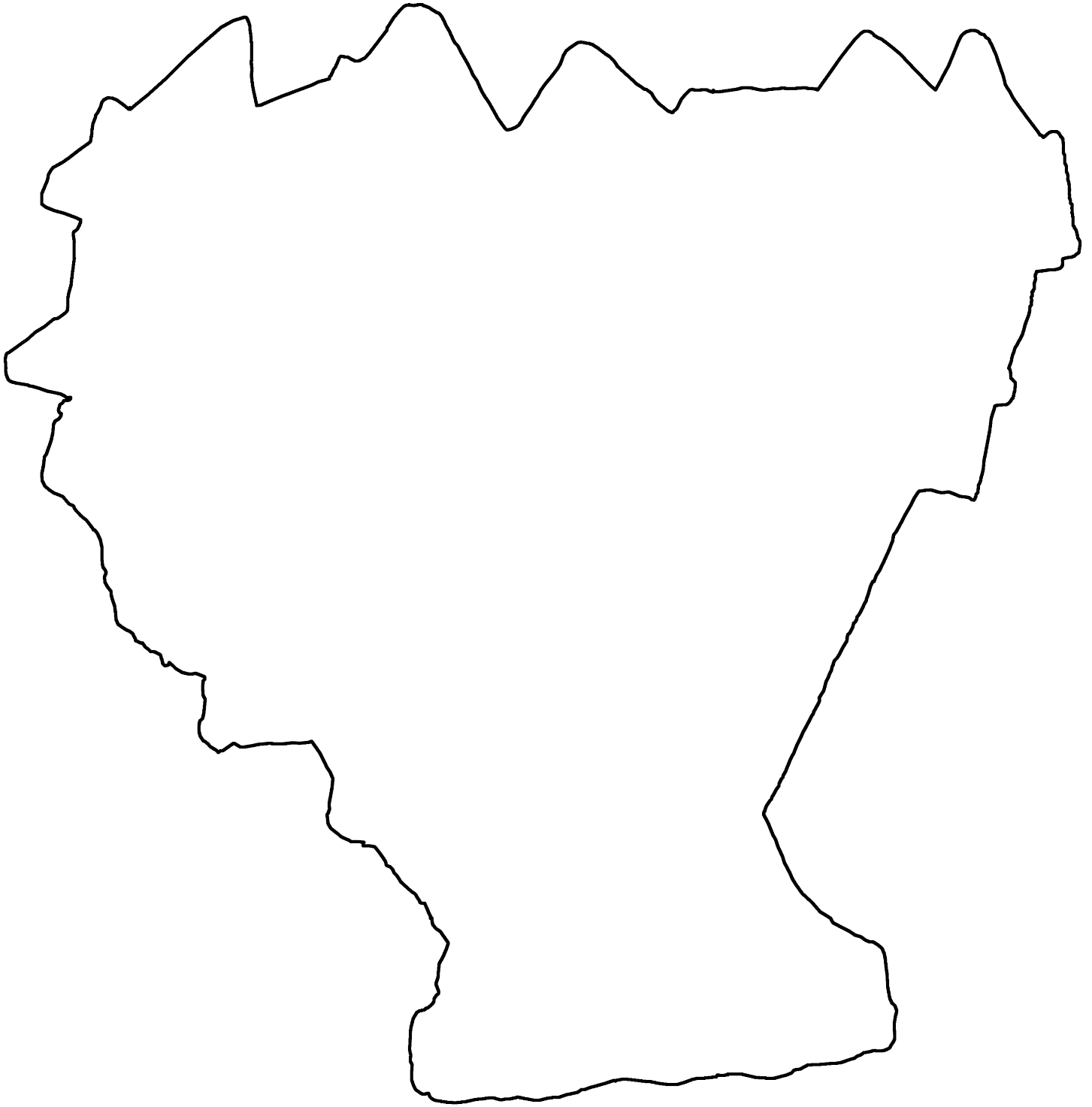
Use one of the objects to design the surface of this vase. Try drawing patterns inspired by the object. Have fun!



Katonah Museum of Art *Hands & Earth* Scavenger Hunt

Use the objects you collected as inspiration for your own artwork.

Use one of the objects to design the surface of this vase. Try rubbing a pattern from the object by placing this paper over the object and rubbing with a crayon. Have fun!



Katonah Museum of Art Hands & Earth Scavenger Hunt

Use the objects you collect as inspiration for your own 3-D artwork.

Start with any modeling clay such as play dough, model magic, or try creating DIY air dry clay.

GLUE AND CORNSTARCH AIR DRY PORCELAIN CLAY RECIPE


Ingredients:

- 1 cup cornstarch
- 1 cup Elmers glue or any white craft glue
- 1 tablespoon white vinegar or lemon juice (as a preservative)
- 1 tablespoon vegetable oil (creates a smooth silky texture)



Steps:

1. Mix everything together in a non stick pan.
2. Cook for a few minutes over low to medium heat.
3. Remove the mixture from the heat when it looks like cottage cheese with little lumps. Don't over-cook this dough.
4. Use a wooden spoon to start to knead the mixture around the bowl.
5. When it cools a bit, remove onto a surface dusted with cornstarch and knead with your hands until it forms a smooth ball.



Use your clay to create a vessel like a pinch pot, a flat plate, or a sculpture inspired by the shape of one of your objects you collected. Use the objects you collected to make textural impressions in the clay.

Air dry for a few days. Then you can paint with acrylic paints if you want to add color and more designs.



We'd love to see what you create! Email a photo to: education@katonahmuseum.org or post a photo to FB or Instagram and tag #KatonahMuseumAtHome.